



Data sheet

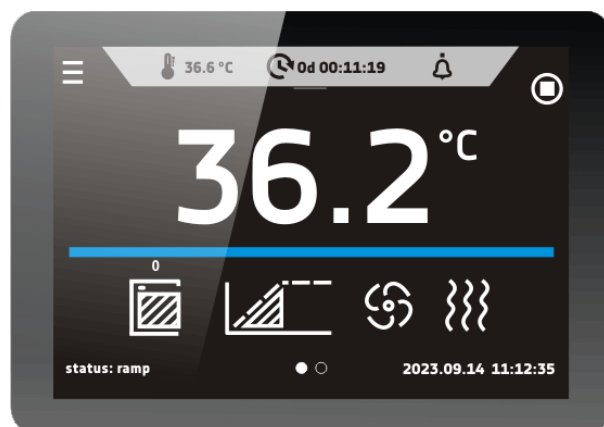
Laboratory Incubator CLW 15 Smart



The photo above is for reference only, may show additional options not included in standard equipment. The real appearance, particularly color and structure of the material may differ from the ones presented in the photo.

Advantages of the SMART controller:

- 4,3", clear, full colour touch screen
- LAN, USB ports for data transfer
- multi-segment time and temperature programs
- visual and sound alarm
- internal memory for programs and data storage
- event registry
- user manual for direct download
- Quick change of program parameters
- Alarm Bar
- operating with gloves on



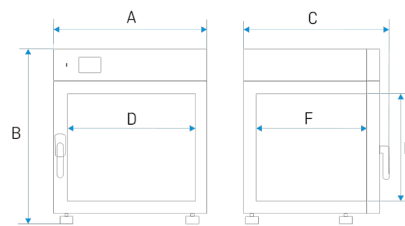
Smart - preview screen



1	35
type	CLW 15 Smart
TECHNICAL DATA	
air convection	forced
chamber capacity [l]	15
working capacity [l]	15
controller	microprocessor PID
display	4,3" full colour touch screen
TEMPERATURE	
temperature range [°C]	5°C above ambient temperature ... +100°C
temperature resolution every ... [°C]	0,1
temperature fluctuation at 37°C [±/°C]*	0,2
temperature variation at 37°C [±/°C]*	0,4
temperature protection	class 2.0 to DIN 12880 / class 3.1 (option)
CHAMBER	
door type	double(5)
interior	
Smart	acid-proof stainless steel to DIN 1.4301
IG Smart	acid-proof stainless steel to DIN 1.4301
housing	
Smart	powder coated sheet
IG Smart	stainless steel linen finish

overall dims [mm] /1/

width A	510
height B	550
depth C	470
internal dims [mm]	
width D	320
height E	230
depth F	200



shelves (standard max)	1 2
max shelf workload [kg] /2/	10
max unit workload [kg]	20
weight [kg]	32

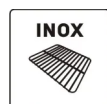


ELECTRICAL PARAMETERS

voltage**	230V 50-60Hz
nominal power [W]	350
warranty	24 months
manufacturer	POL-EKO
txt_opis_pt	<p>all the above technical data refer to standard units (without optional accessories) * - fluctuation measured in centre of the chamber; in space, variation (K) calculated for chamber as: K= +/- (T average max. - T average min.) / 2 ** - other power supplies on request 1 - depth doesn't include 50 mm of power cable, the width does not include the 20 mm of rubber plug 2 - on uniformly loaded surface 3 - reinforced shelf 4 - additional internal glass door</p>
PL typ urządzenia	Laboratory Incubator
img_photo	CLW-15-Smart
The photo above is for reference only, may show additional options not included in standard equipment. The real appearance, particularly color and structure of the material may differ from the ones presented in the photo.	The photo above is for reference only, may show additional options not included in standard equipment. The real appearance, particularly color and structure of the material may differ from the ones presented in the photo.
nazwa www pl	Cieplarka Laboratoryjna CLW 15 Smart
nazwa www EN	Laboratory Incubator CLW 15 Smart
nazwa www ES	Incubadora de Laboratorio CLW 15 Smart
ekran_grafika	st_il_smart
	cieplarki laboratoryjne
	cieplarki z wymuszonym obiegiem powietrza
0	1

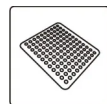
all the above technical data refer to standard units (without optional accessories)
* - fluctuation measured in centre of the chamber; in space, variation (K) calculated for chamber as:
K= +/- (T average max. - T average min.) / 2
** - other power supplies on request
1 - depth doesn't include 50 mm of power cable, the width does not include the 20 mm of rubber plug
2 - on uniformly loaded surface
3 - reinforced shelf
4 - additional internal glass door

OPTIONS AND ACCESSORIES




Order number: */P INOX

Stainless steel wire shelf INOX



Order number: */PP

Perforated shelf



Order number: KUW GN*/*

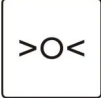




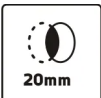
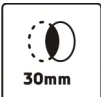

Stainless steel cuvettes



Order numberLabDesk

LabDesk software



	Order number: BRT/*L or IQ/OQ/PQ	Calibration and IQ, OQ, PQ qualification
	Order number: */3.1	Over temperature protection 3.1 class according to DIN 12880
	Order number: BPP 12	Battery backup for display
	Order number: PORT ALARM	Dry alarm contact
	Order number: LANK	LAN cable
	Order number: OCZ/20	Non-standard access port 20 mm
	Order number: OCZ/30	Additional access port 30 mm
	Order number: KD	Access control