

Data sheet

Laboratory Refrigerator CHL 1450 Smart



The photo above is for reference only, may show additional options not included in standard equipment. The real appearance, particularly color and structure of the material may differ from the ones presented in the photo.

Advantages of the SMART controller:

- 4,3", clear, full colour touch screen
- LAN, USB ports for data transfer
- multi-segment time and temperature programs
- visual and sound alarm
- internal memory for programs and data storage
- event registry
- user manual for direct download
- Quick change of program parameters
- Alarm Bar
- operating with gloves on

TECHNICAL DATA

air convection	forced
chamber capacity [l]	1540
working capacity [l]	1525
controller	microprocessor PID
display	4,3" full colour touch screen

TEMPERATURE

temperature range [°C]	0...+15
temperature resolution every ... [°C]	0,1
temperature fluctuation at 4°C [°C]	0,5
temperature variation at 4°C [°C]	1,2
over temperature protection	class 1.0 to DIN 12880 / class 3.2 (option)

CHAMBER

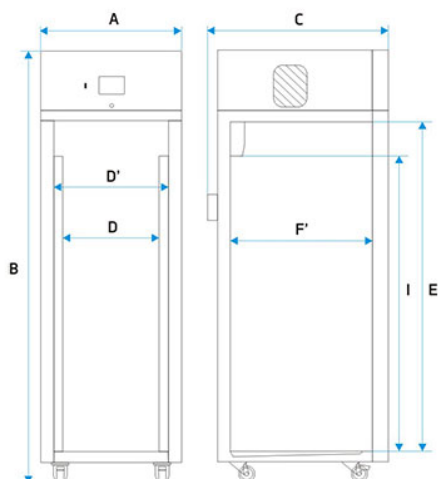
door type	solid / glass or double (option) /5/
interior	
B Smart	aluminium
C Smart	stainless steel to DIN 1.4016
CS Smart	stainless steel to DIN 1.4016
P Smart	acid-proof stainless steel to DIN 1.4301
PS Smart	acid-proof stainless steel to DIN 1.4301
housing	
B Smart	powder coated sheet
C Smart	powder coated sheet
CS Smart	stainless steel polished
P Smart	powder coated sheet
PS Smart	stainless steel polished

overall dims [mm] /1/

width A	1460
height B	1940
depth C	960

internal dims [mm]

width D	1270
width D'	1340
height E	1460
depth F	780
height I	1380



shelves (standard max)	2 x 3 11
max shelf workload [kg] /2/	30
- reinforced shelf version (PW) [kg] /3/	100
max unit workload [kg]	300
weight [kg]	200

ELECTRICAL PARAMETERS

voltage*	230V 50-60Hz
nominal power [W]	950
refrigerant	R290 / GWP=3
warranty	24 months
manufacturer	POL-EKO-APARATURA

all the above technical data refer to standard units (without optional accessories)

* - other power supplies on request

1 - depth doesn't include 50 mm of power cable

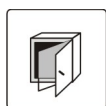
2 - on uniformly loaded surface

3 - reinforced shelf

4 - reinforced version

5 - additional internal glass door

OPTIONS AND ACCESSORIES



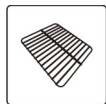
Order number: */C

Internal glass door



Order number: */A

External glass door



Order number: */P

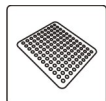
Wire shelf



INOX

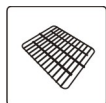
Order number: */P INOX

Stainless steel wire shelf



Order number: */PP

Perforated shelf



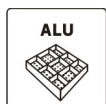
Order number: */PW

Reinforced shelf



Order number: KUW GN*/*


Stainless steel cuvettes



ALU

Order number: ST/CHL/SWP ALU

Aluminum drawer with powder coated slides



INOX

Order number: ST/CHL/SWP INOX


Stainless steel drawer with powder coated slides



INOX/INOX


Order number: ST/CHL/SWPN INOX

Stainless steel drawer with stainless steel slides



Order number: GNZ

Internal socket



Order number: OCZ/N

Non-standard access port for external sensor



Order number: LabDesk

LabDesk - software



Order number: BRT/*L or IQ/OQ/PQ

Calibration and IQ, OQ, PQ qualification



Order number: */3.2

Over temperature protection 3.2 class according to DIN 12880



Order number: */RK

Chart recorder



Order number: ZKM

Magnetic door lock



Order number: BPP 12

Battery backup for display



Order number: PORT ALARM

Dry alarm contact